

# Stair Nosing Australia

email: [daphne@stairnosingaustralia.com.au](mailto:daphne@stairnosingaustralia.com.au)



## Product Data Sheet-Aluminium ripple trim Inserts-Strips - 515 series.

These strips can be rebated into steps for a flush finish or surface mounted on the stairs  
These inserts-strips have many combinations and are available in 3 anodised finishes;

### INSERT RANGE-STAIR STRIPS REBATED

These strips are designed to be rebated into steps for a flush finish. There are four types available in three different finishes.  
Anodised Clear-Silver-Sovereign Gold and Black  
Types of inserts are:

1. Epoxy
2. Pinstripe
3. **Aluminum ripple trim**
4. Carborundum

Stair Nosing's are manufactured to meet and exceed the Australian standards and building codes.

### SPECIFICATIONS

PRODUCT	<b>515 Series</b>
CODE	<b>See below</b>
BASE MATERIAL	Alloy: 6060, Temper: T5
FINISH	Clear Anodised – 15Um Black Anodised – 20Um
TREAD WIDTH	<b>54mm</b>
TREAD THICKNESS	<b>2.6mm</b>
PRODUCT WARRANTY	2 Years <b>standard warranty</b>
CODE COMPLIANCE	AS1428.4.1-2009 Check floor finish colour for luminance contrast requirements
SLIP RESISTANCE	P5 Wet Pendulum Test - AS4586 2013
FIXING METHOD	Fix with adhesive


### PROFILE




A 55mm

B 2.6mm


Black ripple trim



Clear ripple trim



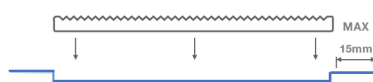
Sovereign Gold ripple trim




515 Clear-Ripple Trim

### TYPICAL INSTALLATION

Fix with adhesive



Wood / Polished Concrete/Other



[Read more...](#)